

# 2100 FRONTIER



Based off the highly capable 2100 Supercab hull and featuring many of the same innovations that have made this mid-size range so popular the 2100 Frontier embodies what a true centre console should be.



**STABICRAFT**


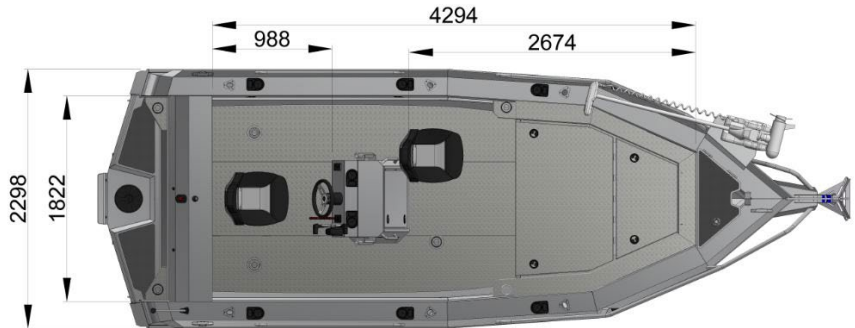
# 2100 FRONTIER

## SAFETY FEATURES:

NZ CPC Boat Safety Standards
USCG Boat Safety Standards
LED Nav Lights
Reserve Buoyancy
ABP Safety Standards

## SPECIFICATIONS:

Length Feet (Metres)	21'ft (6.4m)
Max Adults	6
Recommended HP	150hp
Maximum HP	225hp
Maximum Engine Weight	288kg (635lbs) Mercury Verado 225
Leg Length	25"
Fuel Tank	275L (73gal)
External Beam	2.3m (91")
Internal Beam	1.8m (71")
Deadrise	20°
Tube Thickness	3mm (1/8")
Hull Thickness	5mm (13/64")
Sealed Buoyancy Capacity (Approx)	
Dry Hull Weight (Approx)	
Tow Weight (Approx)	2100kg (4630lbs)
Length on Trailer	7.9m (25'11")



## STANDARD FEATURES:

Bow storage shelves
SARCA aluminium fairlead
Battery and oil tank storage
Bilge pump and well
Centre console
Centre console screen
External gunwale handrails
Graphics package
Provision for washdown pump
Rodholders in aft coamings
Stabi cleats
Stabicraft Multiholders (drink and tackle holders)
Steering - Hydraulic
Wingstyle coamings

## STANDARD FEATURES:


275L underfloor fuel tank
Bow casting platform
Navigator seats
Pedestals fixed height with swivel/slider

## OPTIONAL FEATURES:

Anchor, chain and warp
Adhesive fendering
Injected foam in pontoons

## OPTIONAL FEATURES:

Live bait tank
Paint - Belting up
Paint - Full
Paint - Metallic upgrade
Rear boarding ladder (T-bar 2 step)
SARCA stainless steel fairlead
Soft rider pedestals
Stressfree winch Midi
Tube floor matting
Washdown pump kit



[www.stabicraft.com](http://www.stabicraft.com)

345 Bluff Highway, Invercargill, New Zealand. Phone: 0064 3 211 1828 Email: [enquiries@stabicraft.com](mailto:enquiries@stabicraft.com)

